

DEED OF VARIATION

between

THE COMMONWEALTH OF AUSTRALIA

and

Australian Building Codes Board

and

Australian Bureau of Meteorology

and

Bushfire Cooperative Research Centre Limited

and

Country Fire Authority

and

Commonwealth Scientific and Industrial Research Organisation

and

Emergency Management Australia

and

Fire & Emergency Services Authority of Western Australian

and

University of Melbourne and Victorian Department of Sustainability and Environment

and

Metropolitan Fire & Emergency Services Board

and

NSW Fire Brigades

and

NSW National Parks and Wildlife

and

NSW Rural Fire Service

and

QLD Fire and Rescue

and

State Forests of NSW

and

Tasmanian Government

and

University of New South Wales

and

University of Tasmania

and

University of Western Australia

and

Victorian Dept of Sustainability and Environment

and

Western Australian Dept of Environment & Conservation (previously known as
Western Australian Dept of Conservation & Land Management)

in relation to a research centre named

The Bushfire Cooperative Research Centre

established under

THE COOPERATIVE RESEARCH CENTRES PROGRAMME

THIS DEED OF VARIATION is made on the 2nd day of July 2006⁷_{KE}

BETWEEN

THE COMMONWEALTH OF AUSTRALIA ("Commonwealth"), represented for the purposes of this Deed by the Department of Education, Science and Training, [ABN 51 452 193 160];

and

Executive Director, Australian Building Codes Board as agent for the Participating Governments¹, (ABC Board) ABN 51 835 430 479 001, which has its principal office at Level 3, 33 Allara Street, Canberra, ACT, 2601

and

Commonwealth of Australia, ABN 92 375 33 532, represented by the **Australian Bureau of Meteorology (B. Met)**, which has its principal office at 700 Collins Street, MELBOURNE, VICTORIA, 3000

and

Bushfire Cooperative Research Centre Limited (BCRC Ltd), ABN 71 103 943 755, which has its principal office at Level 5, 340 Albert Street, East Melbourne, Victoria, 3002

and

Country Fire Authority (CFA), ABN 39 255 319 010, which has its principal office at 8 Lakeside Drive, BURWOOD EAST, VIC, 3151

and

Commonwealth Scientific and Industrial Research Organisation (CSIRO), ABN 41 687 119 230, which has its principal office at Limestone Avenue, CAMPBELL, AUSTRALIAN CAPITAL TERRITORY, 2612, and acting for and on behalf of the Divisions of Manufacturing and Infrastructure Technology, Forestry & Forest Products and Sustainable Ecosystems

and

Emergency Management Australia (EMA), ABN 92 661 124 436, which has its principal office at 219 Northbourne Ave, TURNER, ACT, 2612

¹ The Australian Building Codes Board (ABCB) was established by an agreement dated 1 March 1994 ("the ABCB Agreement") between the Commonwealth of Australia, the States of New South Wales, Victoria, Queensland, South Australia, Western Australia and Tasmania, and the Australian Capital Territory and Northern Territory ("the Participating Governments"). The Executive Director, at the direction of the ABCB, co-ordinates, manages and implements the functions of the ABCB and enters into this Agreement as agent for Participating Governments.

and

Fire & Emergency Services Authority of Western Australia (F&ESA), ABN 39 563 851 304, which has its principal office at FESA House, 480 Hay Street, PERTH, WA, 6000

and

The University of Melbourne (Uni Melb), ABN 84 002 705 224, of PARKVILLE, VICTORIA 3010, a body politic and corporate pursuant to the provisions of the *Melbourne University Act 1958* (Vic); and **Victorian Department of Sustainability and Environment (Vic DS&E)**, ABN 90 719 052 204, which has its principal office at 8 Nicholson Street, EAST MELBOURNE, VICTORIA, 3002
through their unincorporated joint venture Forest and Ecosystem Science Institute, ABN 84 002 705 224, which has its principal office at Grattan Street, CARLTON, VICTORIA, 3053

and

Metropolitan Fire & Emergency Services Board (MF&ES Board), ABN 28 598 558 561, which has its principal office at 456 Albert Street, EAST MELBOURNE, VIC 3002

and

NSW Fire Brigades (NSW FB), ABN 12 513 473 110, which has its principal office at 227 Elizabeth Street, SYDNEY, NSW, 2000

and

NSW National Parks and Wildlife (NSW NP&W), ABN 30 841 387 271, which has its principal office at 43 Bridge Street, HURSTVILLE, NSW, 2220

and

NSW Rural Fire Service (NSW RFS), ABN 25 003 129 221, which has its principal office at 15 Carter Street, Homebush Bay, 2127

and

Queensland Fire and Rescue (Qld F&R), ABN 93 035 163 778, which has its principal office at Corner Park Road and Kedron Park Road, KEDRON, QLD, 4031

and

State Forests of NSW (SF NSW), ABN 43 141 857 613, which has its principal office at Building 2/423 Pennant Hills Road, PENNANT HILLS, NSW, 2120

and

Tasmanian Government (Dept of Premier and Cabinet Agency Policy and Projects Unit) (Tas P&C), ABN 58 612 621 159, which has its principal office at Level 8, 144 - 148 Macquarie Street, HOBART, TAS, 7000

and

University of New South Wales (UNSW), ABN 57 195 873 179, a body corporate established by the *University of New South Wales Act 1968* (NSW) and located at Anzac Parade, Kensington, NSW, 2052

and

University of Tasmania(UTAS), ABN 30 764 374 782, a university established on *1st January 1890, by an Act of the Colony's Parliament*, which has its principal office at Churchill Avenue, Sandy Bay, HOBART, TAS, 7001

and

University of Western Australia (UWA), ABN 27 882 817 280, a university established under the *University of Western Australia Act 1911* (WA) which has its principal office at 35 Stirling Highway, CRAWLEY, WA, 6009

and

Victorian Dept of Sustainability and Environment (Vic S&E), ABN 90 719 052 204, which has its principal office at 8 Nicholson Street, EAST MELBOURNE, VIC, 3002

and

Western Australian Dept of Environment & Conservation (WADEC), ABN 94 657 944 768, which has its principal office at Dick Perry Avenue, Western Precinct Technology Park, KENSINGTON, WA, 6151

in relation to a research centre named

The Bushfire Cooperative Research Centre.

RECITALS:

- A. The Commonwealth and the Existing Researcher Parties and the Retiring Researcher Party entered into a Contract dated 16 December 2003 (the "**Commonwealth Agreement**") and subsequently varied on 30 May 2005 in relation to the Bushfire Cooperative Research Centre.
- B. The parties now wish to amend the Commonwealth Agreement to provide for:
- a. the admission of the New Researcher Party, the University of New South Wales, as a core participant, effective from 1st July 2005 to 30th June 2010;
 - b. the retirement of the Retiring Researcher Party, the Australian Building Codes Board, effective from 1st July 2005;
 - c. the replacement of Schedule 3 "Budget" Part A Tables 1, 2, 3 and 4 to provide for the contributions from the New Researcher Party; and
 - d. the replacement of Schedule 4 "Personnel" to provide for changes in specified personnel, including in particular, the CRC variation agent.

THIS DEED PROVIDES as follows:

1 INTERPRETATION

- 1.1 In this deed, the following terms apply:

Admission & Retirement of Researcher Parties

"**Effective Date**" means the 1st July 2005;

"**Existing Researcher Parties**" means B. Met, BCRC Ltd, CFA, CSIRO, EMA, F&ESA, Uni Melb, Vic DS&E, MF&ES Board, NSW FB, NSW NP&W, NSW RFS, Qld F&R, SF NSW, Tas P&C, UTAS, UWA, Vic S&E, and WADEC;

"**New Researcher Party**" means UNSW; and

"**Retiring Researcher Party**" means ABC Board.

- 1.2 In this deed, unless the contrary intention appears, capitalised terms used which are not defined under clause 1.1 of this deed have the same meaning as in the Commonwealth Agreement.

2 VARIATION TO COMMONWEALTH AGREEMENT

2.1 The Commonwealth Agreement is varied as follows:

2.1.1 The New Researcher Party is included as an additional party to the Commonwealth Agreement to be collectively identified as the "**Researcher**" together with the Existing Researcher Parties.

2.1.2 On and from the Effective Date, the New Researcher Party:

- (a) warrants that it is familiar with the terms of the Commonwealth Agreement and that it has full capacity to become a party to the Commonwealth Agreement and will not, as at the Effective Date, be in breach of any of its obligations arising under the Commonwealth Agreement; and
- (b) unconditionally agrees to be bound by the provisions of the Commonwealth Agreement as a party collectively described as the Researcher under the Commonwealth Agreement, including, but not limited to, the express obligations on the Researcher to:
 - (i) carry out the Activities of the Centre;
 - (ii) provide Researcher Contributions;
 - (iii) ensure proper accounting standards and controls are exercised;
 - (iv) provide certain reports to the Commonwealth;
 - (v) maintain appropriate levels of insurance;
 - (vi) indemnify the Commonwealth from unlawful or negligent acts of the Researcher; and
 - (vii) provide access to certain premises and records.

2.1.3 Notwithstanding clause 2.1.2, the Existing Researcher Parties and the Commonwealth acknowledge that, prior to the Effective Date, the New Researcher Party was not a party to the Commonwealth Agreement and, as such, was not subject to any rights and/or liabilities that may have accrued in respect of the parties under that Commonwealth Agreement.

2.1.4 The Retiring Researcher Party warrants to the Commonwealth and to all the parties comprising the Researcher that it has performed all of its obligations under the Commonwealth Agreement up to the Effective Date.

2.1.5 Subject to clause 2.1.4, on and from the Effective Date, the Commonwealth and each of the parties comprising the Researcher agrees to release and forever discharge the Retiring Researcher Party from its obligations under the Commonwealth Agreement.

- 2.1.6 On and from the Effective Date, each of the parties comprising the Researcher, other than the Retiring Researcher Party, agrees to assume any of the obligations of the Retiring Researcher Party which remain unfulfilled on or after the Effective Date of this Deed of Variation under the Commonwealth Agreement.
- 2.1.7 Nothing in this Deed of Variation affects the obligations of the Researcher (including the Retiring Researcher Party) under clause 20 [Indemnity] in the Commonwealth Agreement.
- 2.1.8 Schedule 3, Tables 1, 2, 3 and 4, of the Commonwealth Agreement are respectively replaced with Tables 1, 2, 3 and 4 appearing at Annexure A of this deed.
- 2.1.9 Schedule 4 [PERSONNEL] of the Commonwealth Agreement is replaced with Schedule 4 [PERSONNEL], appearing at Annexure B of this deed.

3 COSTS AND STAMP DUTY

- 3.1 Subject to clause 3.2, each party remains responsible for its own costs for entering into this deed.
- 3.2 All stamp duty (including fines, penalties and interest) which may be payable on or in connection with this deed will be borne by the New Researcher Party. The New Researcher Party indemnifies the other parties to this deed on demand against any liability for that stamp duty.

4 GOVERNING LAW

- 4.1 This deed is construed in accordance with the law for the time being in force in the Australian Capital Territory.

5 SEVERABILITY

- 5.1 If a clause or part of a clause of this deed can be read in a way that makes it illegal, unenforceable or invalid, but can also be read in a way that makes it legal, enforceable and valid, it must be read in the latter way. If any clause or part of a clause is illegal, unenforceable or invalid, that clause or part is to be treated as removed from this deed, but the rest of this deed is not affected.

6 COUNTERPARTS

- 6.1 This deed may be executed in any number of counterparts. All counterparts together will be taken to constitute one (1) document.

Executed as a deed on the day and year first above written.

SIGNED for and on behalf of
THE COMMONWEALTH OF AUSTRALIA

by its duly authorised officer

KYLIE ANN EMERY
(Name in full)

)
)
)
) Kylie Ann Emery

In the presence of:

MIRA MIHAJLOVIC
(Name in full)

)
)
)
) Mira Mihajlovic

Date: 2nd July 2007

SIGNED for and on behalf of
Australian Building Codes Board

by its duly authorised officer

IVAN JAMES DONALDSON
(Name in full)

)
)
)
) Ivan Donaldson

In the presence of:

BRAM SAMUEL WILLIAM ASHE
(Name in full)


)
)
)
) Bram Samuel William Ashe

Date: 12.04.2007

SIGNED for and on behalf of
Bureau of Meteorology


by its duly authorised officer

GARY RICHARD FOLEY
(Name in full)

) 
)
) A/DIRECTOR OF METEOROLOGY

In the presence of:

RAY CANTONER
(Name in full)

) 
)
) A/ DEPUTY DIRECTOR

Date: 5 JUNE 2007

SIGNED for and on behalf of
Bushfire Cooperative Research Centre Limited

by its duly authorised officer

KEVIN JOSEPH O'LOUGHLIN
(Name in full)

) 
)
)

In the presence of:

IAN ALEXANDER ROBERT WILSON
(Name in full)

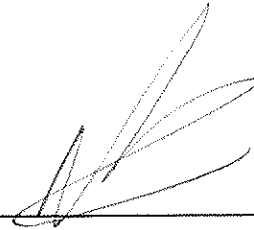
) 
)
)

Date: 20 JUNE 2007

SIGNED for and on behalf of
Country Fire Authority


by its duly authorised officer

NEIL BIBBY
(Name in full)

)
)
)
)
)


In the presence of:

CHERYL PHILIP
(Name in full)

)
)
)
)
)


Date: 27-3-07

SIGNED for and on behalf of
**COMMONWEALTH SCIENTIFIC AND
INDUSTRIAL RESEARCH ORGANISATION**

by its duly authorised officer

(Name in full)

)
)
)
)
)

In the presence of:

(Name in full)

)
)
)
)
)

Date: _____

SIGNED for and on behalf of
Country Fire Authority

by its duly authorised officer

(Name in full)

In the presence of:

(Name in full)

Date: _____

SIGNED for and on behalf of
**COMMONWEALTH SCIENTIFIC AND
INDUSTRIAL RESEARCH ORGANISATION**

by its duly authorised officer

Richard Ede
(Name in full)

In the presence of:

Elizabeth Adams
(Name in full)

Date: 13.4.07

SIGNED for and on behalf of
Emergency Management Australia

by its duly authorised officer

(Name in full)

In the presence of:

(Name in full)

Date: _____

SIGNED for and on behalf of
**Fire & Emergency Services Authority
of Western Australia**

by its duly authorised officer

JOSEPHINE CHARLOTTE HARRISON-WARD
(Name in full)

In the presence of:

Karen Jayne Roberts
(Name in full)

Date: 8 Jun 2007

by its duly authorised officer

Jacqui Wardell
(Name in full)

Date: 21/5/07

by its duly authorised officer

(Name in full)

(Name in full)

Date: _____

SIGNED for and on behalf of
University of Melbourne

by its duly authorised officer

_____)_____
(Name in full)

In the presence of:

_____)_____
(Name in full)

Date: _____

SIGNED for and on behalf of
**Victorian Department of Sustainability
and Environment**

by its duly authorised officer

ROSE HARRIS _____)_____
(Name in full)

In the presence of:

F. GREY _____)_____
(Name in full)

Date: 15/6/07

SIGNED for and on behalf of
Metropolitan Fire & Emergency Services Board

by its duly authorised officer

KENNETH LATTA.

(Name in full)

In the presence of:

LYMSEY WRIGHT

(Name in full)

Date: 20 MARCH 2007.

SIGNED for and on behalf of
NSW Fire Brigades

by its duly authorised officer

(Name in full)

In the presence of:

(Name in full)

Date: _____

SIGNED for and on behalf of
Metropolitan Fire & Emergency Services Board

by its duly authorised officer

)
)
)
)

(Name in full)

In the presence of:

)
)
)
)

(Name in full)

Date: _____

SIGNED for and on behalf of
NSW Fire Brigades

by its duly authorised officer

)
)
)
)

GREGORY PHILIP MULLINS
(Name in full)



In the presence of:

)
)
)
)

CORA SARMIENTO
(Name in full)



Date: 28 MARCH 2007

SIGNED for and on behalf of
NSW National Parks and Wildlife

by its duly authorised officer

ANTHONY IAN FLEMING

(Name in full)

In the presence of:

Elizabeth Anne Stratford

(Name in full)

Date: 29/5/07

SIGNED for and on behalf of
NSW Rural Fire Service

by its duly authorised officer

(Name in full)

In the presence of:

(Name in full)

Date: _____

mm

SIGNED for and on behalf of
NSW National Parks and Wildlife

by its duly authorised officer



(Name in full)

In the presence of:

(Name in full)

Date: _____

SIGNED for and on behalf of
NSW Rural Fire Service

by its duly authorised officer



(Name in full)

In the presence of:



(Name in full)

Date: 12/04/07

Shweta

)
)
)
n) K. Luebbig

)
)
)
)

)
)
)
)

mm

SIGNED for and on behalf of
Queensland Fire and Rescue

by its duly authorised officer

(Name in full)

In the presence of:

(Name in full)

Date: _____

SIGNED for and on behalf of
State Forests of NSW

by its duly authorised officer

Alastair Howard, Acting CEO
(Name in full)

In the presence of:

Rahmat Khairami
(Name in full)

Date: 18/4/2007

by its duly authorised officer

Medical

~~~~~

) myde

by its duly authorised officer

$$\left. \begin{array}{l} ) \\ ) \\ ) \\ ) \end{array} \right\}$$

)
)
)
)

Date: \_\_\_\_\_

SIGNED for and on behalf of  
**Tasmanian Government, representing Forestry Tasmania,  
Tasmania Fire Service & Tasmania Parks & Wildlife**

by its duly authorised officer

\_\_\_\_\_  
(Name in full)

In the presence of:

\_\_\_\_\_  
(Name in full)

Date: \_\_\_\_\_

THE SEAL OF THE UNIVERSITY OF NEW SOUTH WALES was this

3rd day of April 2007

affixed to this document pursuant to a  
resolution of Council in the presence of:

LES FIELD

Deputy Vice Chancellor (Research)

who warrants he has authority

to bind the Institution

in the presence of:

RICHARD HENRY

Deputy Vice Chancellor (Academic)

\_\_\_\_\_  
Signature

\_\_\_\_\_  
Signature

~~SIGNED for and on behalf of  
University of New South Wales~~

by its duly authorised officer

\_\_\_\_\_  
(Name in full)

In the presence of:

\_\_\_\_\_  
(Name in full)

Date: \_\_\_\_\_

SIGNED for and on behalf of  
**University of Tasmania**

by its duly authorised officer

Prof. Allan Canty  
(Name in full)

)  
)  
)  
)  
[Signature]

In the presence of:

Tanya Adrych  
(Name in full)

)  
)  
)  
)  
[Signature]

Date: 30/3/07

SIGNED for and on behalf of  
**University of Western Australia**

by its duly authorised officer

\_\_\_\_\_  
(Name in full)

)  
)  
)  
)  
\_\_\_\_\_

In the presence of:

\_\_\_\_\_  
(Name in full)

)  
)  
)  
)  
\_\_\_\_\_

Date: \_\_\_\_\_



SIGNED for and on behalf of  
**University of Tasmania**

by its duly authorised officer

\_\_\_\_\_  
(Name in full)

In the presence of:

\_\_\_\_\_  
(Name in full)

Date: \_\_\_\_\_

SIGNED for and on behalf of  
**University of Western Australia**

by its duly authorised officer

**Professor Doug McEachern**  
Deputy Vice-Chancellor (Research & Innovation)  
The University of Western Australia

\_\_\_\_\_  
(Name in full)

In the presence of:

**Bernadette Ferns**

\_\_\_\_\_  
(Name in full)

Date: 17-04-07

SIGNED for and on behalf of  
**W.A. Dept. of Environment & Conservation**

by its duly authorised officer

KEIRAN JAMES McNAMARA  
(Name in full)

)  
)  
) K.J. McNa

In the presence of:

JAN RAYNER  
(Name in full)

)  
)  
) Rayner

Date: 14 May 2007

# **SCHEDULE 3** **IN-KIND CONTRIBUTIONS FROM PARTNERS**

Annexure A

**TABLE 1**

## **PROJECTED CONTRIBUTIONS (\$'000)**

### **CORE PARTICIPANTS**

Australian Building Codes Board

|              | YEAR 1<br>Budget | YEAR 2<br>Budget | YEAR 3<br>Budget | YEAR 4<br>Budget | YEAR 5<br>Budget | YEAR 6<br>Budget | YEAR 7<br>Budget | GRAND TOTAL<br>Seven Years |
|--------------|------------------|------------------|------------------|------------------|------------------|------------------|------------------|----------------------------|
| SALARIES     | 11               | 11               | 0                | 0                | 0                | 0                | 0                | 22                         |
| CAPITAL      | 0                | 0                | 0                | 0                | 0                | 0                | 0                | 0                          |
| OTHER        | 8                | 8                | 0                | 0                | 0                | 0                | 0                | 16                         |
| <b>TOTAL</b> | <b>19</b>        | <b>19</b>        | <b>0</b>         | <b>0</b>         | <b>0</b>         | <b>0</b>         | <b>0</b>         | <b>38</b>                  |

Bureau of Meteorology

|              |            |            |            |            |            |            |            |             |
|--------------|------------|------------|------------|------------|------------|------------|------------|-------------|
| SALARIES     | 336        | 336        | 336        | 336        | 336        | 336        | 336        | 2352        |
| CAPITAL      | 200        | 200        | 200        | 200        | 200        | 200        | 200        | 1400        |
| OTHER        | 178        | 213        | 213        | 213        | 213        | 213        | 213        | 1456        |
| <b>TOTAL</b> | <b>714</b> | <b>749</b> | <b>749</b> | <b>749</b> | <b>749</b> | <b>749</b> | <b>749</b> | <b>5208</b> |

Country Fire Authority

|              |            |            |            |            |            |            |            |             |
|--------------|------------|------------|------------|------------|------------|------------|------------|-------------|
| SALARIES     | 68         | 68         | 68         | 68         | 68         | 68         | 68         | 476         |
| CAPITAL      | 69         | 69         | 69         | 69         | 69         | 69         | 69         | 483         |
| OTHER        | 63         | 63         | 63         | 63         | 63         | 63         | 63         | 441         |
| <b>TOTAL</b> | <b>200</b> | <b>200</b> | <b>200</b> | <b>200</b> | <b>200</b> | <b>200</b> | <b>200</b> | <b>1400</b> |

CSIRO Manufacturing & Infrastructure Technology

|              |            |            |            |            |            |            |            |             |
|--------------|------------|------------|------------|------------|------------|------------|------------|-------------|
| SALARIES     | 142        | 151        | 160        | 170        | 180        | 190        | 202        | 1195        |
| CAPITAL      | 0          | 0          | 0          | 0          | 0          | 0          | 0          | 0           |
| OTHER        | 267        | 331        | 372        | 383        | 396        | 409        | 362        | 2520        |
| <b>TOTAL</b> | <b>409</b> | <b>482</b> | <b>532</b> | <b>553</b> | <b>576</b> | <b>599</b> | <b>564</b> | <b>3715</b> |

CSIRO Forestry and Forest Products

|              |            |            |            |            |            |            |            |             |
|--------------|------------|------------|------------|------------|------------|------------|------------|-------------|
| SALARIES     | 133        | 141        | 149        | 158        | 167        | 178        | 188        | 1114        |
| CAPITAL      | 30         | 30         | 30         | 30         | 30         | 30         | 30         | 210         |
| OTHER        | 219        | 232        | 246        | 261        | 276        | 293        | 311        | 1838        |
| <b>TOTAL</b> | <b>382</b> | <b>403</b> | <b>425</b> | <b>449</b> | <b>473</b> | <b>501</b> | <b>529</b> | <b>3162</b> |

CSIRO Sustainable Ecosystems

|              |            |            |            |            |          |          |          |            |
|--------------|------------|------------|------------|------------|----------|----------|----------|------------|
| SALARIES     | 44         | 44         | 44         | 44         | 0        | 0        | 0        | 176        |
| CAPITAL      | 0          | 0          | 0          | 0          | 0        | 0        | 0        | 0          |
| OTHER        | 149        | 173        | 173        | 149        | 0        | 0        | 0        | 644        |
| <b>TOTAL</b> | <b>193</b> | <b>217</b> | <b>217</b> | <b>193</b> | <b>0</b> | <b>0</b> | <b>0</b> | <b>820</b> |

Schedule 3

# SCHEDULE 3

## Annexure A

### Emergency Management Australia

|          | YEAR 1<br>Budget | YEAR 2<br>Budget | YEAR 3<br>Budget | YEAR 4<br>Budget | YEAR 5<br>Budget | YEAR 6<br>Budget | YEAR 7<br>Budget | GRAND TOTAL<br>Seven Years |
|----------|------------------|------------------|------------------|------------------|------------------|------------------|------------------|----------------------------|
| SALARIES | 34               | 61               | 88               | 88               | 88               | 88               | 88               | 535                        |
| CAPITAL  | 0                | 0                | 0                | 0                | 0                | 0                | 0                | 0                          |
| OTHER    | 37               | 68               | 98               | 98               | 98               | 98               | 98               | 595                        |
| TOTAL    | 71               | 129              | 186              | 186              | 186              | 186              | 186              | 1130                       |

### Forest and Ecosystems Science Institute

|          |      |      |      |      |      |      |      |       |
|----------|------|------|------|------|------|------|------|-------|
| SALARIES | 357  | 357  | 357  | 357  | 357  | 357  | 357  | 2499  |
| CAPITAL  | 150  | 0    | 0    | 0    | 0    | 0    | 0    | 150   |
| OTHER    | 1247 | 1275 | 1306 | 1296 | 1265 | 1265 | 1286 | 8940  |
| TOTAL    | 1754 | 1632 | 1663 | 1653 | 1622 | 1622 | 1643 | 11589 |

### Metropolitan Fire and Emergency Services Board

|          |     |     |     |     |     |     |     |      |
|----------|-----|-----|-----|-----|-----|-----|-----|------|
| SALARIES | 236 | 245 | 255 | 265 | 276 | 287 | 298 | 1862 |
| CAPITAL  | 0   | 0   | 0   | 0   | 0   | 0   | 0   | 0    |
| OTHER    | 188 | 196 | 204 | 212 | 220 | 229 | 238 | 1487 |
| TOTAL    | 424 | 441 | 459 | 477 | 496 | 516 | 536 | 3349 |

### NSW Fire Brigades

|          |    |    |     |     |     |     |     |     |
|----------|----|----|-----|-----|-----|-----|-----|-----|
| SALARIES | 54 | 64 | 73  | 83  | 98  | 103 | 68  | 543 |
| CAPITAL  | 0  | 0  | 0   | 0   | 0   | 0   | 0   | 0   |
| OTHER    | 27 | 32 | 37  | 42  | 49  | 51  | 34  | 272 |
| TOTAL    | 81 | 96 | 110 | 125 | 147 | 154 | 102 | 815 |

### NSW National Parks and Wildlife

|          |    |    |    |    |    |    |    |     |
|----------|----|----|----|----|----|----|----|-----|
| SALARIES | 62 | 62 | 62 | 62 | 62 | 62 | 62 | 434 |
| CAPITAL  | 0  | 0  | 0  | 0  | 0  | 0  | 0  | 0   |
| OTHER    | 30 | 30 | 30 | 30 | 30 | 30 | 30 | 210 |
| TOTAL    | 92 | 92 | 92 | 92 | 92 | 92 | 92 | 644 |

### NSW Rural Fire Service

|          |     |     |     |     |     |     |     |      |
|----------|-----|-----|-----|-----|-----|-----|-----|------|
| SALARIES | 47  | 47  | 84  | 102 | 102 | 102 | 102 | 586  |
| CAPITAL  | 114 | 114 | 50  | 17  | 17  | 17  | 17  | 346  |
| OTHER    | 35  | 35  | 63  | 77  | 77  | 77  | 77  | 441  |
| TOTAL    | 196 | 196 | 197 | 196 | 196 | 196 | 196 | 1373 |

## Schedule 3

# SCHEDULE 3

## Queensland Fire and Rescue

|          | YEAR 1 | YEAR 2 | YEAR 3 | YEAR 4 | YEAR 5 | YEAR 6 | YEAR 7 | GRAND TOTAL |
|----------|--------|--------|--------|--------|--------|--------|--------|-------------|
|          | Budget | Budget | Budget | Budget | Budget | Budget | Budget | Seven Years |
| SALARIES | 85     | 85     | 85     | 85     | 85     | 85     | 85     | 595         |
| CAPITAL  | 0      | 0      | 0      | 0      | 0      | 0      | 0      | 0           |
| OTHER    | 43     | 43     | 43     | 43     | 43     | 43     | 43     | 301         |
| TOTAL    | 128    | 128    | 128    | 128    | 128    | 128    | 128    | 896         |

## State Forests of NSW

|          |     |     |     |     |     |     |     |      |
|----------|-----|-----|-----|-----|-----|-----|-----|------|
| SALARIES | 244 | 185 | 185 | 185 | 185 | 185 | 185 | 1354 |
| CAPITAL  | 20  | 0   | 20  | 0   | 0   | 0   | 0   | 40   |
| OTHER    | 90  | 69  | 69  | 69  | 69  | 69  | 69  | 504  |
| TOTAL    | 354 | 254 | 274 | 254 | 254 | 254 | 254 | 1898 |

## Tasmanian Government

|          |     |     |     |     |     |     |     |      |
|----------|-----|-----|-----|-----|-----|-----|-----|------|
| SALARIES | 88  | 88  | 88  | 88  | 88  | 88  | 88  | 616  |
| CAPITAL  | 0   | 0   | 0   | 0   | 0   | 0   | 0   | 0    |
| OTHER    | 93  | 93  | 93  | 93  | 93  | 93  | 93  | 651  |
| TOTAL    | 181 | 181 | 181 | 181 | 181 | 181 | 181 | 1267 |

## University of New South Wales

|          |   |   |     |     |     |     |     |      |
|----------|---|---|-----|-----|-----|-----|-----|------|
| SALARIES |   |   | 124 | 124 | 124 | 124 | 124 | 620  |
| CAPITAL  |   |   | 0   | 0   | 0   | 0   | 0   | 0    |
| OTHER    |   |   | 172 | 171 | 172 | 171 | 172 | 858  |
| TOTAL    | 0 | 0 | 296 | 295 | 296 | 295 | 296 | 1478 |

## University of Tasmania

|          |   |     |     |     |     |     |     |      |
|----------|---|-----|-----|-----|-----|-----|-----|------|
| SALARIES | 0 | 81  | 76  | 76  | 76  | 76  | 76  | 461  |
| CAPITAL  | 0 | 0   | 0   | 0   | 0   | 0   | 0   | 0    |
| OTHER    | 0 | 166 | 211 | 211 | 211 | 211 | 211 | 1221 |
| TOTAL    | 0 | 247 | 287 | 287 | 287 | 287 | 287 | 1682 |

## University of Western Australia

|          |     |     |     |     |     |     |     |      |
|----------|-----|-----|-----|-----|-----|-----|-----|------|
| SALARIES | 109 | 109 | 109 | 109 | 109 | 109 | 109 | 763  |
| CAPITAL  | 0   | 0   | 0   | 0   | 0   | 0   | 0   | 0    |
| OTHER    | 291 | 389 | 413 | 349 | 349 | 424 | 379 | 2594 |
| TOTAL    | 400 | 498 | 522 | 458 | 458 | 533 | 488 | 3357 |

## Schedule 3

# SCHEDULE 3

Annexure A

## Victorian Department of Sustainability and Environment

|          | YEAR 1<br>Budget | YEAR 2<br>Budget | YEAR 3<br>Budget | YEAR 4<br>Budget | YEAR 5<br>Budget | YEAR 6<br>Budget | YEAR 7<br>Budget | GRAND TOTAL<br>Seven Years |
|----------|------------------|------------------|------------------|------------------|------------------|------------------|------------------|----------------------------|
| SALARIES | 32               | 33               | 34               | 35               | 36               | 37               | 38               | 245                        |
| CAPITAL  | 0                | 0                | 0                | 0                | 0                | 0                | 0                | 0                          |
| OTHER    | 25               | 26               | 27               | 27               | 28               | 29               | 30               | 192                        |
| TOTAL    | 57               | 59               | 61               | 62               | 64               | 66               | 68               | 437                        |

## Western Australian Department of Environment & Conservation

|          |     |     |     |     |     |   |   |      |
|----------|-----|-----|-----|-----|-----|---|---|------|
| SALARIES | 147 | 158 | 158 | 134 | 134 | 0 | 0 | 731  |
| CAPITAL  | 0   | 0   | 0   | 0   | 0   | 0 | 0 | 0    |
| OTHER    | 266 | 300 | 300 | 265 | 265 | 0 | 0 | 1396 |
| TOTAL    | 413 | 458 | 458 | 399 | 399 | 0 | 0 | 2127 |

## Western Australian Fire and Emergency Services

|          |    |     |     |     |     |     |     |      |
|----------|----|-----|-----|-----|-----|-----|-----|------|
| SALARIES | 26 | 100 | 100 | 100 | 100 | 100 | 100 | 626  |
| CAPITAL  | 0  | 0   | 0   | 0   | 0   | 0   | 0   | 0    |
| OTHER    | 20 | 75  | 75  | 75  | 75  | 75  | 75  | 470  |
| TOTAL    | 46 | 175 | 175 | 175 | 175 | 175 | 175 | 1096 |

## TOTAL CORE PARTICIPANT IN-KIND CONTRIBUTIONS

|          |      |      |      |      |      |      |      |       |
|----------|------|------|------|------|------|------|------|-------|
| SALARIES | 2255 | 2426 | 2635 | 2669 | 2671 | 2575 | 2574 | 17805 |
| CAPITAL  | 583  | 413  | 369  | 316  | 316  | 316  | 316  | 2629  |
| OTHER    | 3276 | 3817 | 4208 | 4127 | 3992 | 3843 | 3784 | 27047 |
| TOTAL    | 6114 | 6656 | 7212 | 7112 | 6979 | 6734 | 6674 | 47481 |

## SCHEDULE 3

## IN-KIND CONTRIBUTIONS FROM PARTNERS (cont)

## PROJECTED CONTRIBUTIONS (\$'000)

## SUPPORTING PARTNERS

ACT Dept. of Justice and Community Safety

|          | YEAR 1<br>Budget | YEAR 2<br>Budget | YEAR 3<br>Budget | YEAR 4<br>Budget | YEAR 5<br>Budget | YEAR 6<br>Budget | YEAR 7<br>Budget | GRAND TOTAL<br>Seven Years |
|----------|------------------|------------------|------------------|------------------|------------------|------------------|------------------|----------------------------|
| SALARIES | 13               | 13               | 13               | 13               | 13               | 13               | 13               | 91                         |
| CAPITAL  | 0                | 0                | 0                | 0                | 0                | 0                | 0                | 0                          |
| OTHER    | 7                | 7                | 7                | 7                | 7                | 7                | 7                | 49                         |
| TOTAL    | 20               | 20               | 20               | 20               | 20               | 20               | 20               | 140                        |

Australian National University

|          |     |     |     |     |     |     |    |     |
|----------|-----|-----|-----|-----|-----|-----|----|-----|
| SALARIES | 27  | 27  | 27  | 27  | 27  | 27  | 27 | 189 |
| CAPITAL  | 0   | 0   | 0   | 0   | 0   | 0   | 0  | 0   |
| OTHER    | 85  | 101 | 101 | 101 | 101 | 101 | 34 | 624 |
| TOTAL    | 112 | 128 | 128 | 128 | 128 | 128 | 61 | 813 |

Charles Darwin University

|          |   |    |    |    |    |    |    |     |
|----------|---|----|----|----|----|----|----|-----|
| SALARIES | 0 | 16 | 16 | 16 | 16 | 16 | 16 | 96  |
| CAPITAL  | 0 | 0  | 0  | 0  | 0  | 0  | 0  | 0   |
| OTHER    | 0 | 25 | 25 | 25 | 25 | 25 | 25 | 150 |
| TOTAL    | 0 | 41 | 41 | 41 | 41 | 41 | 41 | 246 |

South Australian Department of Environment and Heritage

|          |   |    |    |    |    |    |    |     |
|----------|---|----|----|----|----|----|----|-----|
| SALARIES | 0 | 18 | 18 | 18 | 18 | 18 | 18 | 108 |
| CAPITAL  | 0 | 0  | 0  | 0  | 0  | 0  | 0  | 0   |
| OTHER    | 0 | 15 | 15 | 15 | 15 | 15 | 15 | 90  |
| TOTAL    | 0 | 33 | 33 | 33 | 33 | 33 | 33 | 198 |

ACT Emergency Services Bureau

|          |    |    |    |    |    |    |    |     |
|----------|----|----|----|----|----|----|----|-----|
| SALARIES | 17 | 18 | 18 | 18 | 18 | 18 | 18 | 125 |
| CAPITAL  | 0  | 0  | 0  | 0  | 0  | 0  | 0  | 0   |
| OTHER    | 14 | 15 | 15 | 15 | 15 | 15 | 15 | 104 |
| TOTAL    | 31 | 33 | 33 | 33 | 33 | 33 | 33 | 229 |

James Cook University

|          |     |     |     |     |     |     |     |      |
|----------|-----|-----|-----|-----|-----|-----|-----|------|
| SALARIES | 57  | 57  | 57  | 57  | 57  | 57  | 57  | 399  |
| CAPITAL  | 0   | 0   | 0   | 0   | 0   | 0   | 0   | 0    |
| OTHER    | 239 | 307 | 307 | 307 | 307 | 113 | 113 | 1693 |
| TOTAL    | 296 | 364 | 364 | 364 | 364 | 170 | 170 | 2092 |

## Schedule 3

mm

# SCHEDULE 3

## SUPPORTING PARTNERS (Continued)

Latrobe University

|          | YEAR 1 | YEAR 2 | YEAR 3 | YEAR 4 | YEAR 5 | YEAR 6 | YEAR 7 | GRAND TOTAL |
|----------|--------|--------|--------|--------|--------|--------|--------|-------------|
|          | Budget | Budget | Budget | Budget | Budget | Budget | Budget | Seven Years |
| SALARIES | 71     | 71     | 71     | 71     | 71     | 71     | 71     | 497         |
| CAPITAL  | 0      | 0      | 0      | 0      | 0      | 0      | 0      | 0           |
| OTHER    | 516    | 726    | 726    | 726    | 726    | 726    | 726    | 4872        |
| TOTAL    | 587    | 797    | 797    | 797    | 797    | 797    | 797    | 5369        |

New Zealand Forest Research

|          |     |     |     |     |     |     |     |      |
|----------|-----|-----|-----|-----|-----|-----|-----|------|
| SALARIES | 125 | 125 | 125 | 125 | 125 | 125 | 125 | 875  |
| CAPITAL  | 0   | 0   | 0   | 0   | 0   | 0   | 0   | 0    |
| OTHER    | 205 | 220 | 220 | 220 | 220 | 220 | 220 | 1525 |
| TOTAL    | 330 | 345 | 345 | 345 | 345 | 345 | 345 | 2400 |

Royal Melbourne Institute of Technology

|          |     |     |     |     |     |     |     |      |
|----------|-----|-----|-----|-----|-----|-----|-----|------|
| SALARIES | 79  | 79  | 79  | 79  | 79  | 79  | 79  | 553  |
| CAPITAL  | 0   | 0   | 0   | 0   | 0   | 0   | 0   | 0    |
| OTHER    | 298 | 401 | 396 | 359 | 314 | 255 | 167 | 2190 |
| TOTAL    | 377 | 480 | 475 | 438 | 393 | 334 | 246 | 2743 |

South Australian Metropolitan Fire Service

|          |    |    |    |    |    |    |    |     |
|----------|----|----|----|----|----|----|----|-----|
| SALARIES | 36 | 36 | 36 | 36 | 36 | 36 | 36 | 252 |
| CAPITAL  | 0  | 0  | 0  | 0  | 0  | 0  | 0  | 0   |
| OTHER    | 29 | 29 | 29 | 29 | 29 | 29 | 29 | 203 |
| TOTAL    | 65 | 65 | 65 | 65 | 65 | 65 | 65 | 455 |

University of New South Wales

|          |     |     |   |   |   |   |   |     |
|----------|-----|-----|---|---|---|---|---|-----|
| SALARIES | 73  | 73  | 0 | 0 | 0 | 0 | 0 | 146 |
| CAPITAL  | 0   | 0   | 0 | 0 | 0 | 0 | 0 | 0   |
| OTHER    | 100 | 110 | 0 | 0 | 0 | 0 | 0 | 210 |
| TOTAL    | 173 | 183 | 0 | 0 | 0 | 0 | 0 | 356 |

## TOTAL SUPPORTING IN-KIND CONTRIBUTIONS

|          |      |      |      |      |      |      |      |       |
|----------|------|------|------|------|------|------|------|-------|
| SALARIES | 498  | 533  | 460  | 460  | 460  | 460  | 460  | 3331  |
| CAPITAL  | 0    | 0    | 0    | 0    | 0    | 0    | 0    | 0     |
| OTHER    | 1493 | 1956 | 1841 | 1804 | 1759 | 1506 | 1351 | 11710 |
| TOTAL    | 1991 | 2489 | 2301 | 2264 | 2219 | 1966 | 1811 | 15041 |

## TOTAL IN-KIND CONTRIBUTIONS (CORE & SUPPORTING)

|                     |      |      |      |      |      |      |      |       |
|---------------------|------|------|------|------|------|------|------|-------|
| SALARIES            | 2753 | 2959 | 3095 | 3129 | 3131 | 3035 | 3034 | 21136 |
| CAPITAL             | 583  | 413  | 369  | 316  | 316  | 316  | 316  | 2629  |
| OTHER               | 4769 | 5773 | 6049 | 5931 | 5751 | 5349 | 5135 | 38757 |
| GRAND TOTAL IN-KIND | 8105 | 9145 | 9513 | 9376 | 9198 | 8700 | 8485 | 62522 |

Schedule 3

mm



CASH CONTRIBUTIONS

TABLE 2

PROJECTED CONTRIBUTIONS (\$'000)

| CORE PARTICIPANTS                                       | YEAR 1<br>Budget | YEAR 2<br>Budget | YEAR 3<br>Budget | YEAR 4<br>Budget | YEAR 5<br>Budget | YEAR 6<br>Budget | YEAR 7<br>Budget | GRAND TOTAL<br>Seven Years |
|---------------------------------------------------------|------------------|------------------|------------------|------------------|------------------|------------------|------------------|----------------------------|
| Australian Building Codes Board                         | 100              | 100              | 0                | 0                | 0                | 0                | 0                | 200                        |
| Bureau of Meteorology                                   | 100              | 100              | 100              | 100              | 100              | 100              | 100              | 700                        |
| Country Fire Authority                                  | 200              | 200              | 200              | 200              | 200              | 200              | 200              | 1400                       |
| CSIRO Forestry and Forest Products                      | 120              | 120              | 120              | 120              | 120              | 120              | 120              | 840                        |
| CSIRO Sustainable Ecosystems                            | 48               | 33               | 40               | 40               | 30               | 0                | 0                | 191                        |
| Emergency Management Australia                          | 143              | 143              | 143              | 143              | 143              | 143              | 143              | 1001                       |
| Forest and Ecosystems Science Institute                 | 130              | 130              | 130              | 130              | 130              | 130              | 130              | 910                        |
| Metropolitan Fire & Emergency Services Board            | 100              | 100              | 100              | 100              | 100              | 100              | 100              | 700                        |
| NSW Fire Brigades                                       | 100              | 100              | 100              | 100              | 100              | 100              | 100              | 700                        |
| NSW National Parks and Wildlife                         | 100              | 100              | 100              | 100              | 100              | 100              | 100              | 700                        |
| NSW Rural Fire Service                                  | 200              | 200              | 200              | 200              | 200              | 200              | 200              | 1400                       |
| Queensland Fire and Rescue                              | 200              | 200              | 200              | 200              | 200              | 200              | 200              | 1400                       |
| State Forests of NSW                                    | 100              | 100              | 100              | 100              | 100              | 100              | 100              | 700                        |
| Tasmanian Government                                    | 100              | 100              | 100              | 100              | 100              | 100              | 100              | 700                        |
| University of New South Wales                           | 0                | 0                | 100              | 100              | 100              | 100              | 100              | 500                        |
| University of Tasmania                                  | 0                | 50               | 100              | 100              | 100              | 100              | 100              | 550                        |
| University of Western Australia                         | 100              | 100              | 100              | 100              | 100              | 100              | 100              | 700                        |
| Victorian Dept of Sustainability and Environment        | 100              | 100              | 100              | 100              | 100              | 100              | 100              | 700                        |
| Western Australian Dept of Environment & Conservation   | 40               | 40               | 40               | 40               | 40               | 40               | 40               | 280                        |
| Western Australian Fire & Emergency Services            | 100              | 100              | 100              | 100              | 100              | 100              | 100              | 700                        |
| <b>TOTAL CASH FROM CORE PARTICIPANTS</b>                | <b>2081</b>      | <b>2116</b>      | <b>2173</b>      | <b>2173</b>      | <b>2163</b>      | <b>2133</b>      | <b>2133</b>      | <b>14972</b>               |
| ASSOCIATE PARTICIPANTS                                  |                  |                  |                  |                  |                  |                  |                  |                            |
| ACT Dept Justice & Community Safety                     | 20               | 20               | 20               | 20               | 20               | 20               | 20               | 140                        |
| Australian National University                          | 10               | 10               | 10               | 10               | 10               | 3                | 2                | 55                         |
| James Cook University                                   | 25               | 25               | 25               | 25               | 25               | 25               | 25               | 175                        |
| South Australian Country Fire Service                   | 10               | 10               | 10               | 10               | 10               | 10               | 10               | 70                         |
| South Australian Department of Heritage and Environment | 0                | 30               | 30               | 30               | 30               | 30               | 30               | 180                        |
| South Australian Metropolitan Fire Service              | 10               | 10               | 10               | 10               | 10               | 10               | 10               | 70                         |
| University of New South Wales                           | 20               | 20               | 0                | 0                | 0                | 0                | 0                | 40                         |
| <b>TOTAL CASH FROM ASSOCIATE PARTICIPANTS</b>           | <b>95</b>        | <b>125</b>       | <b>105</b>       | <b>105</b>       | <b>105</b>       | <b>98</b>        | <b>97</b>        | <b>730</b>                 |

# SCHEDULE 3

## CASH CONTRIBUTIONS (continued)

| OTHER CASH        | YEAR 1<br>Budget | YEAR 2<br>Budget | YEAR 3<br>Budget | YEAR 4<br>Budget | YEAR 5<br>Budget | YEAR 6<br>Budget | YEAR 7<br>Budget | GRAND TOTAL<br>Seven Years |
|-------------------|------------------|------------------|------------------|------------------|------------------|------------------|------------------|----------------------------|
| External Grants   | 50               | 150              | 150              | 150              | 150              | 200              | 200              | 1050                       |
| Contract Research | 25               | 50               | 50               | 100              | 150              | 150              | 150              | 675                        |
| Commercialisation | 0                | 0                | 0                | 0                | 50               | 100              | 200              | 350                        |
| Education         | 0                | 15               | 20               | 30               | 30               | 30               | 30               | 155                        |
| Interest          | 25               | 25               | 20               | 20               | 15               | 15               | 10               | 130                        |
|                   | 2200             | 4350             | 5450             | 5550             | 4000             | 4000             | 3500             | 28850                      |

## FUNDING FROM THE CRC GRANT

|                       |      |      |      |      |      |      |      |       |
|-----------------------|------|------|------|------|------|------|------|-------|
| TOTAL CRC CASH BUDGET | 4476 | 6831 | 7968 | 7928 | 6663 | 6726 | 6320 | 46912 |
|-----------------------|------|------|------|------|------|------|------|-------|

## CASH EXPENDITURE

|          |      |      |      |      |      |      |      |       |
|----------|------|------|------|------|------|------|------|-------|
| SALARIES | 2403 | 3396 | 4455 | 4480 | 3672 | 3724 | 3622 | 25752 |
| CAPITAL  | 325  | 605  | 130  | 95   | 20   | 20   | 20   | 1215  |
| OTHER    | 1748 | 2830 | 3383 | 3353 | 2971 | 2982 | 2678 | 19945 |

## GRAND TOTAL - CASH

|  |      |      |      |      |      |      |      |       |
|--|------|------|------|------|------|------|------|-------|
|  | 4476 | 6831 | 7968 | 7928 | 6663 | 6726 | 6320 | 46912 |
|--|------|------|------|------|------|------|------|-------|

## GRAND TOTAL - IN-KIND

|  |      |      |      |      |      |      |      |       |
|--|------|------|------|------|------|------|------|-------|
|  | 8105 | 9145 | 9513 | 9376 | 9198 | 8700 | 8485 | 62522 |
|--|------|------|------|------|------|------|------|-------|

## TOTAL RESOURCES AVAILABLE

|  |       |       |       |       |       |       |       |        |
|--|-------|-------|-------|-------|-------|-------|-------|--------|
|  | 12581 | 15976 | 17481 | 17304 | 15861 | 15426 | 14805 | 109434 |
|--|-------|-------|-------|-------|-------|-------|-------|--------|

mm

## ALLOCATION OF RESOURCES (CASH AND IN-KIND)

TABLE 3

## PROJECTED EXPENDITURE (\$'000)

| PROGRAM A |          |        |        |        |        |        |        |             |
|-----------|----------|--------|--------|--------|--------|--------|--------|-------------|
|           | YEAR 1   | YEAR 2 | YEAR 3 | YEAR 4 | YEAR 5 | YEAR 6 | YEAR 7 | GRAND TOTAL |
|           | Budget   | Budget | Budget | Budget | Budget | Budget | Budget | Seven Years |
| CASH      |          | 580    | 750    | 800    | 850    | 850    | 850    | 5480        |
|           | SALARIES |        |        |        |        |        |        |             |
|           | CAPITAL  | 25     | 35     | 20     | 25     | 20     | 20     | 165         |
|           | OTHER    | 325    | 390    | 450    | 440    | 450    | 450    | 2905        |
| TOTAL     | 930      | 1175   | 1270   | 1265   | 1320   | 1320   | 1270   | 8550        |
| IN-KIND   |          | 523    | 593    | 593    | 593    | 573    | 573    | 4041        |
|           | SALARIES |        |        |        |        |        |        |             |
|           | CAPITAL  | 160    | 160    | 101    | 90     | 90     | 90     | 781         |
|           | OTHER    | 843    | 882    | 831    | 831    | 831    | 810    | 5838        |
| TOTAL     | 1526     | 1635   | 1525   | 1514   | 1514   | 1473   | 1473   | 10660       |
| PROGRAM B |          |        |        |        |        |        |        |             |
| CASH      |          | 470    | 850    | 1340   | 1320   | 620    | 620    | 5829        |
|           | SALARIES |        |        |        |        |        |        |             |
|           | CAPITAL  | 150    | 500    | 50     | 50     | 0      | 0      | 750         |
|           | OTHER    | 265    | 500    | 630    | 630    | 340    | 350    | 3015        |
| TOTAL     | 885      | 1850   | 2020   | 2000   | 960    | 970    | 909    | 9594        |
| IN-KIND   |          | 659    | 755    | 820    | 785    | 785    | 785    | 5337        |
|           | SALARIES |        |        |        |        |        |        |             |
|           | CAPITAL  | 40     | 40     | 40     | 40     | 40     | 40     | 280         |
|           | OTHER    | 1239   | 1731   | 1903   | 1791   | 1792   | 1791   | 11996       |
| TOTAL     | 1938     | 2526   | 2763   | 2616   | 2617   | 2616   | 2537   | 17613       |
| PROGRAM C |          |        |        |        |        |        |        |             |
| CASH      |          | 280    | 345    | 500    | 490    | 370    | 375    | 2710        |
|           | SALARIES |        |        |        |        |        |        |             |
|           | CAPITAL  | 0      | 0      | 0      | 0      | 0      | 0      | 0           |
|           | OTHER    | 100    | 120    | 110    | 100    | 90     | 100    | 80          |
| TOTAL     | 380      | 465    | 610    | 590    | 460    | 475    | 430    | 3410        |
| IN-KIND   |          | 589    | 607    | 622    | 622    | 622    | 622    | 4276        |
|           | SALARIES |        |        |        |        |        |        |             |
|           | CAPITAL  | 0      | 0      | 0      | 0      | 0      | 0      | 0           |
|           | OTHER    | 918    | 986    | 1050   | 1050   | 1050   | 1050   | 7154        |
| TOTAL     | 1507     | 1593   | 1672   | 1672   | 1672   | 1672   | 1642   | 11430       |

# SCHEDULE 3

## Annexure A

### PROGRAM D

|          | YEAR 1 | YEAR 2 | YEAR 3 | YEAR 4 | YEAR 5 | YEAR 6 | YEAR 7 | GRAND TOTAL |
|----------|--------|--------|--------|--------|--------|--------|--------|-------------|
|          | Budget | Budget | Budget | Budget | Budget | Budget | Budget | Seven Years |
| CASH     | 450    | 630    | 650    | 640    | 640    | 600    | 600    | 4210        |
| SALARIES | 0      | 0      | 0      | 0      | 0      | 0      | 0      | 0           |
| CAPITAL  | 430    | 550    | 640    | 630    | 610    | 610    | 500    | 3970        |
| OTHER    | 880    | 1180   | 1290   | 1270   | 1250   | 1210   | 1100   | 8180        |
| TOTAL    |        |        |        |        |        |        |        |             |

### IN-KIND

|          |      |      |      |      |      |      |      |       |
|----------|------|------|------|------|------|------|------|-------|
| SALARIES | 520  | 550  | 550  | 550  | 550  | 530  | 500  | 3750  |
| CAPITAL  | 200  | 213  | 228  | 186  | 186  | 186  | 186  | 1385  |
| OTHER    | 904  | 1144 | 1144 | 1144 | 1144 | 1102 | 949  | 7531  |
| TOTAL    | 1624 | 1907 | 1922 | 1880 | 1880 | 1818 | 1635 | 12666 |

### PROGRAM E

|          |     |     |     |     |      |      |     |      |
|----------|-----|-----|-----|-----|------|------|-----|------|
| CASH     | 100 | 125 | 160 | 170 | 180  | 230  | 200 | 1165 |
| SALARIES | 0   | 0   | 0   | 0   | 0    | 0    | 0   | 0    |
| CAPITAL  | 240 | 500 | 711 | 820 | 820  | 790  | 670 | 4551 |
| OTHER    | 340 | 625 | 871 | 990 | 1000 | 1020 | 870 | 5716 |
| TOTAL    |     |     |     |     |      |      |     |      |

### IN-KIND

|          |     |     |     |     |     |     |     |      |
|----------|-----|-----|-----|-----|-----|-----|-----|------|
| SALARIES | 60  | 110 | 119 | 119 | 125 | 125 | 125 | 783  |
| CAPITAL  | 0   | 0   | 0   | 0   | 0   | 0   | 0   | 0    |
| OTHER    | 78  | 259 | 260 | 357 | 267 | 246 | 246 | 1713 |
| TOTAL    | 138 | 369 | 379 | 476 | 392 | 371 | 371 | 2496 |

### PROGRAM F

|          |   |     |     |     |    |   |   |      |
|----------|---|-----|-----|-----|----|---|---|------|
| CASH     | 0 | 75  | 93  | 83  | 20 | 0 | 0 | 271  |
| SALARIES | 0 | 70  | 60  | 20  | 0  | 0 | 0 | 150  |
| CAPITAL  | 0 | 233 | 230 | 140 | 50 | 0 | 0 | 653  |
| OTHER    | 0 | 378 | 383 | 243 | 70 | 0 | 0 | 1074 |
| TOTAL    |   |     |     |     |    |   |   |      |

### IN-KIND

|          |   |     |     |     |     |   |   |     |
|----------|---|-----|-----|-----|-----|---|---|-----|
| SALARIES | 0 | 105 | 105 | 40  | 35  | 0 | 0 | 285 |
| CAPITAL  | 0 | 0   | 0   | 0   | 0   | 0 | 0 | 0   |
| OTHER    | 0 | 183 | 185 | 87  | 67  | 0 | 0 | 522 |
| TOTAL    | 0 | 288 | 290 | 127 | 102 | 0 | 0 | 807 |

### MANAGEMENT

|          |     |     |      |      |      |      |      |      |
|----------|-----|-----|------|------|------|------|------|------|
| CASH     | 400 | 538 | 750  | 750  | 790  | 790  | 790  | 4808 |
| SALARIES | 150 | 0   | 0    | 0    | 0    | 0    | 0    | 150  |
| CAPITAL  | 346 | 440 | 462  | 453  | 471  | 512  | 518  | 3202 |
| OTHER    | 896 | 978 | 1212 | 1203 | 1261 | 1302 | 1308 | 8160 |
| TOTAL    |     |     |      |      |      |      |      |      |

### IN-KIND

|          |     |     |     |     |     |     |     |      |
|----------|-----|-----|-----|-----|-----|-----|-----|------|
| SALARIES | 85  | 70  | 70  | 70  | 70  | 70  | 70  | 505  |
| CAPITAL  | 0   | 0   | 0   | 0   | 0   | 0   | 0   | 0    |
| OTHER    | 53  | 199 | 199 | 199 | 199 | 125 | 125 | 1099 |
| TOTAL    | 138 | 269 | 269 | 269 | 269 | 195 | 195 | 1604 |

mm

# SCHEDULE 3

## UNALLOCATED FUNDS

## Annexure A

|          | YEAR 1 | YEAR 2 | YEAR 3 | YEAR 4 | YEAR 5 | YEAR 6 | YEAR 7 | GRAND TOTAL |
|----------|--------|--------|--------|--------|--------|--------|--------|-------------|
|          | Budget | Budget | Budget | Budget | Budget | Budget | Budget | Seven Years |
| CASH     |        |        |        |        |        |        |        |             |
| SALARIES | 123    | 83     | 162    | 227    | 202    | 259    | 223    | 1279        |
| CAPITAL  | 0      | 0      | 0      | 0      | 0      | 0      | 0      | 0           |
| OTHER    | 42     | 97     | 150    | 140    | 140    | 170    | 210    | 949         |
| TOTAL    | 165    | 180    | 312    | 367    | 342    | 429    | 433    | 2228        |
| IN-KIND  |        |        |        |        |        |        |        |             |
| SALARIES | 317    | 169    | 216    | 350    | 351    | 330    | 426    | 2159        |
| CAPITAL  | 183    | 0      | 0      | 0      | 0      | 0      | 0      | 183         |
| OTHER    | 734    | 389    | 477    | 472    | 401    | 225    | 206    | 2904        |
| TOTAL    | 1234   | 558    | 693    | 822    | 752    | 555    | 632    | 5246        |

## TOTAL ALL PROGRAMS

|          |      |      |      |      |      |      |      |       |
|----------|------|------|------|------|------|------|------|-------|
| CASH     | 2403 | 3396 | 4455 | 4480 | 3672 | 3724 | 3622 | 25752 |
| SALARIES | 325  | 605  | 130  | 95   | 20   | 20   | 20   | 1215  |
| CAPITAL  | 1748 | 2830 | 3383 | 3353 | 2971 | 2982 | 2678 | 19945 |
| OTHER    | 4476 | 6831 | 7968 | 7928 | 6663 | 6726 | 6320 | 46912 |
| TOTAL    |      |      |      |      |      |      |      |       |
| IN-KIND  | 2753 | 2959 | 3095 | 3129 | 3131 | 3035 | 3034 | 21136 |
| SALARIES | 583  | 413  | 369  | 316  | 316  | 316  | 316  | 2629  |
| CAPITAL  | 4769 | 5773 | 6049 | 5931 | 5751 | 5349 | 5135 | 38757 |
| OTHER    | 8105 | 9145 | 9513 | 9376 | 9198 | 8700 | 8485 | 62522 |
| TOTAL    |      |      |      |      |      |      |      |       |

## Schedule 3

## SUMMARY OF RESOURCES APPLIED TO ACTIVITIES OF CENTRE

TABLE 4

## PROJECTED EXPENDITURE (\$'000)

| CASH                              | YEAR 1 | YEAR 2 | YEAR 3 | YEAR 4 | YEAR 5 | YEAR 6 | YEAR 7 | GRAND TOTAL<br>Seven Years |
|-----------------------------------|--------|--------|--------|--------|--------|--------|--------|----------------------------|
|                                   | Budget | Budget | Budget | Budget | Budget | Budget | Budget |                            |
| SALARIES                          | 2403   | 3396   | 4455   | 4480   | 3672   | 3724   | 3622   | 25752                      |
| CAPITAL                           | 325    | 605    | 130    | 95     | 20     | 20     | 20     | 1215                       |
| OTHER                             | 1748   | 2830   | 3383   | 3353   | 2971   | 2982   | 2678   | 19945                      |
| TOTAL                             | 4476   | 6831   | 7968   | 7928   | 6663   | 6726   | 6320   | 46912                      |
|                                   |        |        |        |        |        |        |        |                            |
| IN-KIND                           | 2753   | 2959   | 3095   | 3129   | 3131   | 3035   | 3034   | 21136                      |
|                                   | 583    | 413    | 369    | 316    | 316    | 316    | 316    | 2629                       |
|                                   | 4769   | 5773   | 6049   | 5931   | 5751   | 5349   | 5135   | 38757                      |
|                                   | 8105   | 9145   | 9513   | 9376   | 9198   | 8700   | 8485   | 62522                      |
|                                   |        |        |        |        |        |        |        |                            |
| GRAND TOTAL (CASH AND IN-KIND)    | 12581  | 15976  | 17481  | 17304  | 15861  | 15426  | 14805  | 109434                     |
|                                   |        |        |        |        |        |        |        |                            |
| HEADS OF EXPENDITURE              |        |        |        |        |        |        |        |                            |
| TOTAL SALARIES (CASH AND IN-KIND) | 5156   | 6355   | 7550   | 7609   | 6803   | 6759   | 6656   | 46888                      |
| TOTAL CAPITAL (CASH AND IN-KIND)  | 908    | 1018   | 499    | 411    | 336    | 336    | 336    | 3844                       |
| TOTAL OTHER (CASH AND IN-KIND)    | 6517   | 8603   | 9432   | 9284   | 8722   | 8331   | 7813   | 58702                      |
| TOTAL RESOURCES                   | 12581  | 15976  | 17481  | 17304  | 15861  | 15426  | 14805  | 109434                     |

mm

## Schedule 4 PERSONNEL

### SPECIFIED PERSONNEL [Clauses 1.1 and 14]

| Title and Name      | Role in CRC            | Contributing Organisation | Time allocation to CRC<br>(0.0 - 1.0) |
|---------------------|------------------------|---------------------------|---------------------------------------|
| Mr Kevin O'Loughlin | CEO                    | Bushfire CRC Ltd          | 1.0                                   |
| Mr Ian Wilson       | Business Manager       | Bushfire CRC Ltd          | 1.0                                   |
| Dr Richard Thornton | Research Director      | Bushfire CRC Ltd          | 1.0                                   |
| Mr David Bruce      | Communications Manager | Bushfire CRC Ltd          | 1.0                                   |
| Ms Kellie Watson    | Education Coordinator  | Bushfire CRC Ltd          | 1.0                                   |
| Dr Jim Gould        | Program A Manager      | CSIRO                     | 0.8                                   |
| Prof Mark Adams     | Program B Manager      | Uni NSW                   | 0.75                                  |
| Prof John Handmer   | Program C Manager      | RMIT                      | 0.7                                   |
| Dr Bob Leicester    | Program D Manager      | CSIRO                     | 0.4                                   |
|                     |                        |                           |                                       |
|                     |                        |                           |                                       |
|                     |                        |                           |                                       |

### LIAISON OFFICER [Clauses 1.1 and 8.2]

|             |                                     |
|-------------|-------------------------------------|
| Name        | Mr Ian MacDougall                   |
| Role in CRC | Chairman                            |
| Address     | PO Box A249, Sydney South, NSW 1232 |
| Telephone   | (02) 9265 2920                      |
| Facsimile   | (02) 9265 2988                      |
| e-mail      | ianmacdougall@hotmail.com           |

**VARIATION AGENT  
[Clause 31]**

|                    |                                                        |
|--------------------|--------------------------------------------------------|
| <b>Name</b>        | <b>Bushfire CRC Chief Executive Officer</b>            |
| <b>Role in CRC</b> | <b>Chief Executive Officer</b>                         |
| <b>Address</b>     | <b>Level 5, 340 Albert Street, East Melbourne 3002</b> |
| <b>Telephone</b>   | <b>(03) 9412 9600</b>                                  |
| <b>Facsimile</b>   | <b>(03) 9416 3717</b>                                  |
| <b>e-mail</b>      | <b><u>kevin.oloughlin@bushfirecrc.com</u></b>          |

